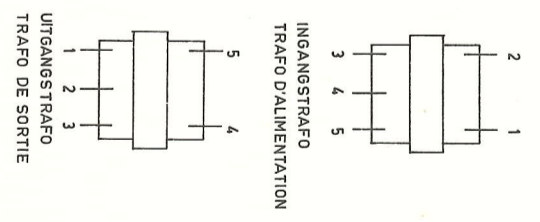
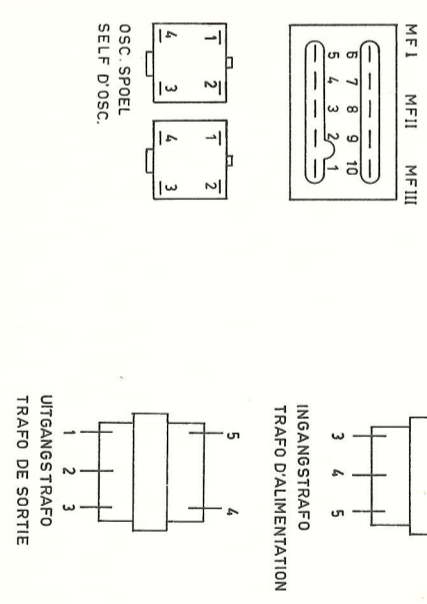
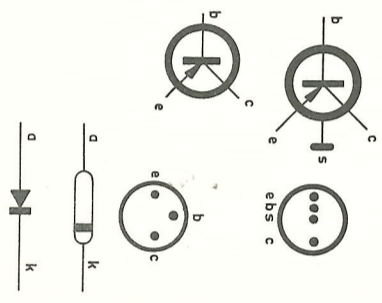
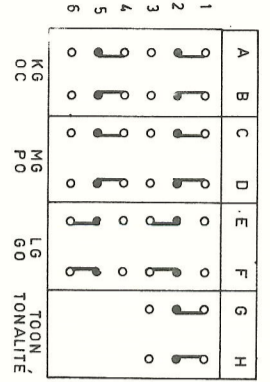


SCHEMA GETEKEND IN STAND L.G.
 SPANNINGEN GEMETEN T.O.V. ⊕
 SCHEMA DESSINÉ DANS LA POSITION G.O.
 TENSIONS SONT MESURÉES ENVERS ⊕



ERRES RA621 P

FIG. 3

R	3	9	10	1	8	11	6	4	5	12	3	2	1	14	13	15	16	4	5	6	7	8	9	10	11	15	16	17	12	13	14	18	19	23	24	20	21	25	26	27	22	28	29	30	31	33	32	34	35	36	37	38	39	40	35	36	37	38	39	40	43	44	45	17	18																																			
C	3	9	10	1	8	11	6	4	5	12	3	2	1	14	13	15	16	4	5	6	7	8	9	10	11	15	16	17	12	13	14	18	19	23	24	20	21	25	26	27	22	28	29	30	31	33	32	34	35	36	37	38	39	40	43	44	45	17	18																																									
S	1	2	3	4	5	6	7	8	9	10	11	12	13	14	15	16	17	18	19	20	21	22	23	24	25	26	27	28	29	30	31	32	33	34	35	36	37	38	39	40	41	42	43	44	45	46	47	48	49	50	51	52	53	54	55	56	57	58	59	60	61	62	63	64	65	66	67	68	69	70	71	72	73	74	75	76	77	78	79	80	81	82	83	84	85	86	87	88	89	90	91	92	93	94	95	96	97	98	99	100